




2019 ALUCOM ACT OPEN

E Grade





Box 1

			1.	2.	3.	4.
	AU	1. [1] HACKSHALL-JAMES Ash		5-11, 3-11, 5-11	9-11, 11-7, 11-7 11-5	11-5, 11-9, 11-7
	AU	2. [3] KEOGH Jack	11-5, 11-3, 11-5		11-9, 11-5, 11-8	11-8, 11-7, 11-6
		3. [5] ELLERAY Damien	11-9, 7-11, 7-11 5-11	9-11, 5-11, 8-11		11-6, 12-10, 11-3
	AU	4. [7] ROGAN Olivia	5-11, 9-11, 7-11	8-11, 7-11, 6-11	6-11, 10-12, 3-11	

Standings

	Points	Wins	Losses	Games	Game Pts
1. [3] Jack KEOGH	6	3	0	9 - 0 (100%)	99 - 56 (63.87%)
2. [1] Ash HACKSHALL-JAMES	4	2	1	6 - 4 (60%)	88 - 84 (51.16%)
3. [5] Damien ELLERAY	2	1	2	4 - 6 (40%)	86 - 94 (47.78%)
4. [7] Olivia ROGAN	0	0	3	0 - 9 (0%)	61 - 100 (37.89%)

Box 2

			1.	2.	3.	4.	5.
	NZ	1. [2] ROGAN Nathan		12-14, 8-11, 11-5 11-9, 11-6	7-11, 11-5, 11-5 12-10	11-5, 11-6, 11-9	11-7, 11-5, 11-6
	AU	2. [4] BURGESS Harry	14-12, 11-8, 5-11 9-11, 6-11		14-12, 7-11, 11-7 11-3	11-8, 11-2, 11-7	11-4, 11-7, 11-6
	AU	3. [6] REID Corey	11-7, 5-11, 5-11 10-12	12-14, 11-7, 7-11 3-11		15-13, 11-4, 11-7	11-5, 5-11, 11-9 5-11, 12-10
	AU	4. [8] REGULIC Adam	5-11, 6-11, 9-11	8-11, 2-11, 7-11	13-15, 4-11, 7-11		3-11, 2-11, 2-11
		5. [9] SMITH Corey	7-11, 5-11, 6-11	4-11, 7-11, 6-11	5-11, 11-5, 9-11 11-5, 10-12	11-3, 11-2, 11-2	

Standings

	Points	Wins	Losses	Games	Game Pts
1. [2] Nathan ROGAN	8	4	0	12 - 3 (80%)	160 - 114 (58.39%)
2. [4] Harry BURGESS	6	3	1	11 - 4 (73.33%)	154 - 120 (56.2%)
3. [6] Corey REID	4	2	2	8 - 8 (50%)	145 - 154 (48.49%)
4. [9] Corey SMITH	2	1	3	5 - 9 (35.71%)	114 - 117 (49.35%)
5. [8] Adam REGULIC	0	0	4	0 - 12 (0%)	68 - 136 (33.33%)

1/2 Playoff

[3] Jack KEOGH

[2] Nathan ROGAN

Nathan ROGAN

11-9, 11-7, 7-11, 11-9

3/4 Playoff

[1] Ash HACKSHALL-JAMES	Ash HACKSHALL-JAMES
[4] Harry BURGESS	11-5, 14-12, 11-4

5/6 Playoff

[5] Damien ELLERAY	Corey REID
[6] Corey REID	9-11, 11-5, 13-11, 9-11, 12-10

7/8 Playoff

[7] Olivia ROGAN	Corey SMITH
[9] Corey SMITH	10-12, 11-5, 11-2, 9-11, 11-8 (23m)